

Advances in High Precision Isotope Ratio Measurements of Calcium Using TI-MS

Dietmar Tutas, Johannes B. Schwieters, Thermo Fisher Scientific, Bremen, Germany

Introduction

Since the pioneering work of Russell et al. (1978), many geochemists have applied calcium isotope measurements to earth science problems. Calcium isotope measurements have proven useful in geochronologic studies (Marshall and DePaolo, 1982), especially when comparing the behavior of argon and calcium (Marshall et al., 1986). Variation in initial radiogenic calcium-40 can reveal the fractionation of potassium from calcium during igneous processes yielding useful information regarding the origin of ultrapotassic rocks and granites (Marshall and DePaolo, 1989).

More recently, the isotopic fractionation of calcium in the oceans has suggested application to paleoceanography (De La Rocha and DePaolo, 2000). In these studies, the precision of the calcium isotope ratios made by thermal ionization mass spectrometry (TI-MS) are on the order of 100 ppm (2σ); in most cases this limits the widespread application of calcium isotopes in geochemistry.

Calcium isotopes may also be measured on MC-ICP-MS (e.g. Halicz et al, 1999), but this technique is likely to be less accurate than TI-MS due to spectral interferences.

In our recent study, high precision calcium analyses were performed on the Thermo Scientific TRITON in Thermal Ionization mode (TI-MS).

Due to its increased dynamic range to 50 Volts @ $10^{11} \Omega$, novel ion collectors with unique solid graphite cups, excellent amplifier performance, and innovative new features, like the Virtual Amplifier and the Dynamic Zoom, the TRITON TI-MS ensures precise and accurate analyses.

Neodymium and strontium can be analyzed with guaranteed internal and external precisions better than 5 ppm (1σ).

Our studies on calcium especially benefit from these features and demonstrate improved internal and external precisions on $^{40}\text{Ca}/^{44}\text{Ca}$ of better than 25 ppm (1σ), approaching theoretical limits.

Experimental

Magnet

810 mm magnet dispersion
Laminated and water cooled
Mass range: 4-310 amu @ ± 10 kV

Dynamic Zoom Lens

For optimized peak
overlap adjustment

Variable Multi-Collector

For up to 9 Faradays plus 8 MIC
Mass dispersion 17%
Adjustment precision $< 5 \mu\text{m}$

RPQ-IC (optional)

For abundance
sensitivity < 10 ppb

Virtual Amplifier


All resistors $10^{11} \Omega$
50 V dynamic range
Housing evacuated
Amplifiers and matrix
temperature stabilized

Ion Counting

For smallest signals low dark noise

TI - Source and Magazine

10 kV positive / negative ions
21-Sample magazine with clip-in filaments
Double or single filaments



Key Words

- TRITON
- Calcium
- High Dynamic Range
- Static Mode
- TI-MS

Sample and Analysis Parameter

Sample

CaCO₃ (Laboratory Standard) in 1% HNO₃
Concentration: 1 µg/µl

Amount

4 µg loaded (4 x 1µg)

Filaments

Double Filament Technique
Rhenium Ribbon (Cross “zone refined”)
Filaments out-gassed prior to sample loading at 3.5 A

Loading

Sample solution heated to dryness at 0.5 A
60 sec. at 1.5 A, then 30 sec. at 2.0 A

MS-Condition

Accelerating Voltage: 10,000 Volt, positive
Ion source vacuum: < 2 x 10⁻⁷ mbar
Analyzer vacuum: < 2 x 10⁻⁹ mbar
Amplifier
Resistors: 10¹¹ Ω,
Stability: < 10 µV/h
Amplifier gains: Gs < 10 ppm/day,
Virtual Amplifier rotation

Sample Heating

Ionization Fil. to 2900-3100 mA within 10 minutes
Evaporation Fil. about 400 mA within 10 minutes
Target signal: 45 Volt @ ⁴⁰Ca

Data Collection

Measurements in static data collection mode
Typically 150 data per run
Integration time: 16 sec. for each data set (cycle)
Amplifier baselines: 67 sec. between data blocks of 10 cycles

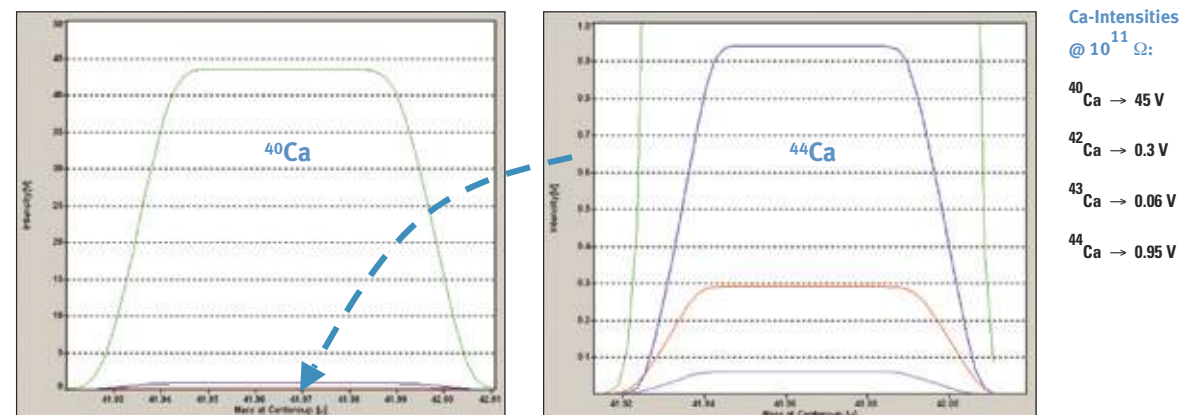
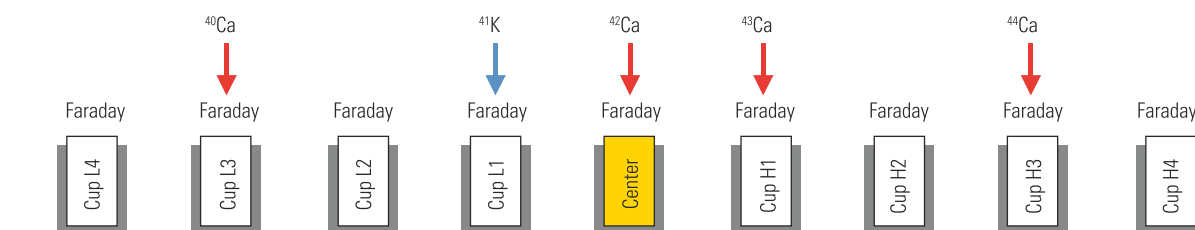
Evaluation

Fractionation correction using “Exponential Law”
Normalizing Ratio: ⁴²Ca/⁴⁴Ca = 0.31221
Outlier test using 2σ-criterion
Interfering ⁴⁰K monitored, no correction needed

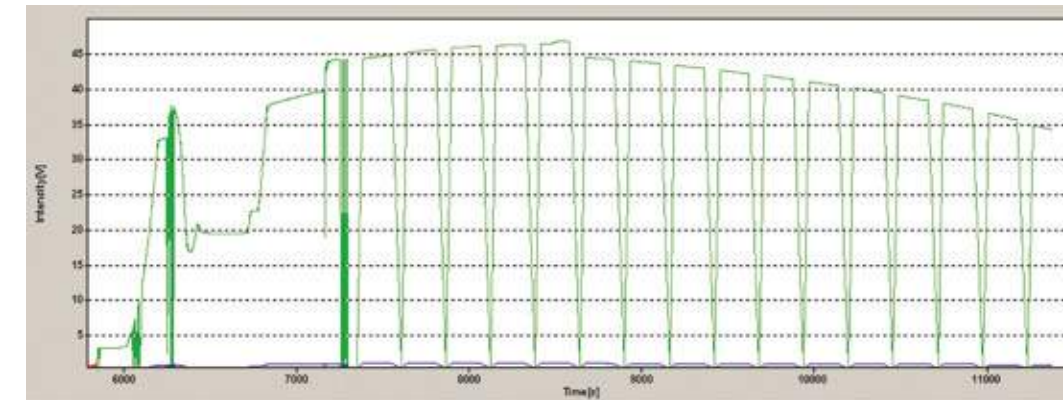


Thermo Scientific TRITON Thermal Ionization Mass Spectrometer

Setup of Faraday Cups for Ca Measurement



Emission Profile of a Typical Run



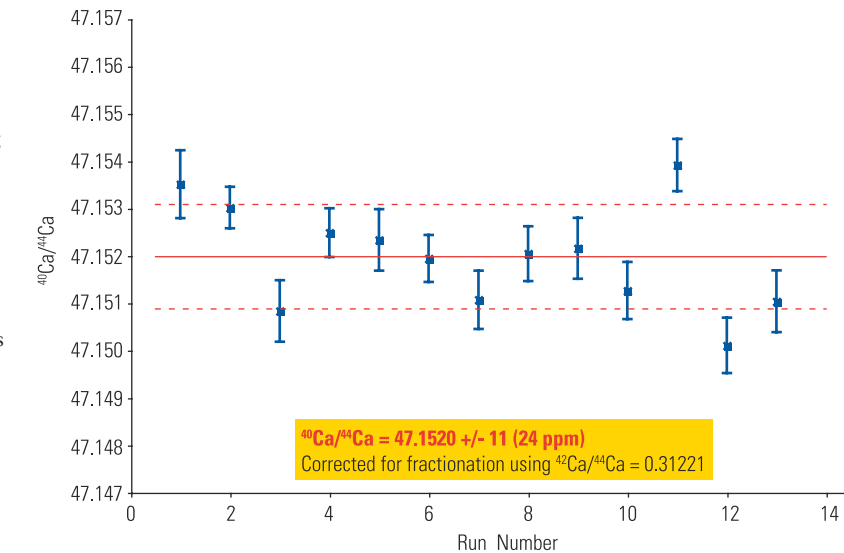
Results and Summary

- The increased dynamic range of the TRITON TI-MS allows Ca-measurements at intensities up to 50 Volt without resistor change of current amplifiers. **Intensities for ⁴⁰Ca during analyses: 35 – 45 Volt.**
- Precision and reproducibility of analyses are significantly improved by:
 - Optimized low noise current amplifiers
 - Virtual Amplifier Concept to avoid cross calibration errors
- The flexible collector array allows analyses of the minor isotopes ⁴⁶Ca and ⁴⁸Ca together with ⁴⁴Ca in a 2nd step.
- In contrast to ICP-MS, TI-MS can be used to measure ⁴⁰Ca directly with highest precision in static mode without any interference correction.

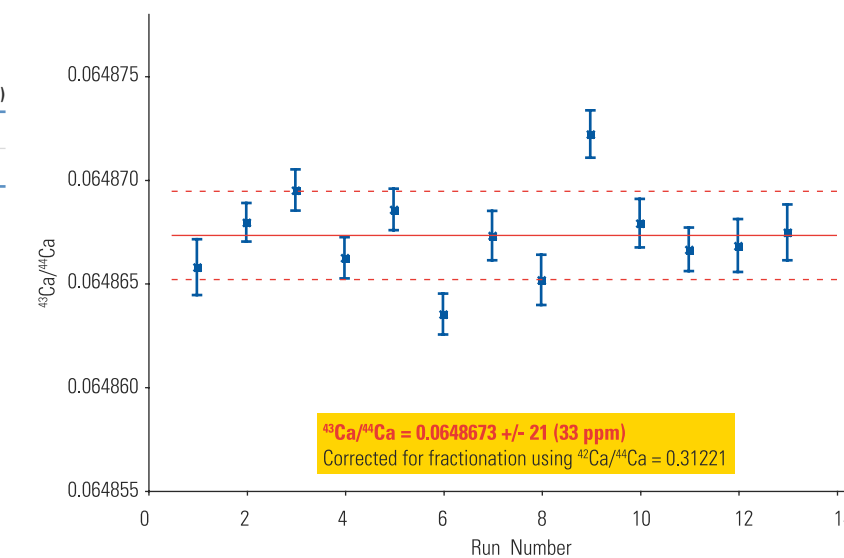
- Achieved precisions are

	External (1σ)	Internal (1σ _E) (average)
⁴⁰ Ca/ ⁴⁴ Ca	24 ppm	13 ppm
⁴³ Ca/ ⁴⁴ Ca	33 ppm	18 ppm

Fractionation corrected by “Exponential Law” using ⁴²Ca/⁴⁴Ca = 0.31221



⁴⁰Ca/⁴⁴Ca - External reproducibility



⁴³Ca/⁴⁴Ca - External reproducibility

References

Russell, W.A., Papanastassiou, D.A. and Tombrello, T.A., 1978, Ca isotope fractionation on the Earth and other solar system materials. *Geochimica et Cosmochimica Acta*, Vol. 42, p. 1075-1090

Marshall, B.D. and DePaolo, D.J., 1982, Precise age determinations and petrogenetic studies using the K-Ca method. *Geochimica et Cosmochimica Acta*, Vol. 46, p. 2537-2545

Marshall, B.D. and DePaolo, D.J., 1989, Calcium isotopes in igneous rocks and the origin of granite. *Geochimica et Cosmochimica Acta*, Vol. 53, p. 917-922

In addition to these offices, Thermo Fisher Scientific maintains a network of representative organizations throughout the world.

Africa-Other
+27 11 570 1840

Australia
+61 3 9757 4300

Austria
+43 1 333 50 34 0

Belgium
+32 53 73 42 41

Canada
+1 800 530 8447

China
+86 10 8419 3588

Denmark
+45 70 23 62 60

Europe-Other
+43 1 333 50 34 0

Finland/Norway/Sweden
+46 8 556 468 00

France
+33 1 60 92 48 00

Germany
+49 6103 408 1014

India
+91 22 6742 9434

Italy
+39 02 950 591

Japan
+81 45 453 9100

Latin America
+1 561 688 8700

Middle East
+43 1 333 50 34 0

Netherlands
+31 76 579 55 55

New Zealand
+64 9 980 6700

Russia/CIS
+43 1 333 50 34 0

South Africa
+27 11 570 1840

Spain
+34 914 845 965

Switzerland
+41 61 716 77 00

UK
+44 1442 233555

USA
+1 800 532 4752

www.thermoscientific.com

©2005, 2008, 2011 Thermo Fisher Scientific Inc. All rights reserved. ISO is a trademark of the International Standards Organisation. All other trademarks are the property of Thermo Fisher Scientific Inc. and its subsidiaries. This information is presented as an example of the capabilities of Thermo Fisher Scientific Inc. products. It is not intended to encourage use of these products in any manners that might infringe the intellectual property rights of others. Specifications, terms and pricing are subject to change. Not all products are available in all countries. Please consult your local sales representative for details.

Thermo Fisher Scientific (Bremen)
GmbH Management System
Registered to ISO 9001:2008

AN30018_E 12/11G